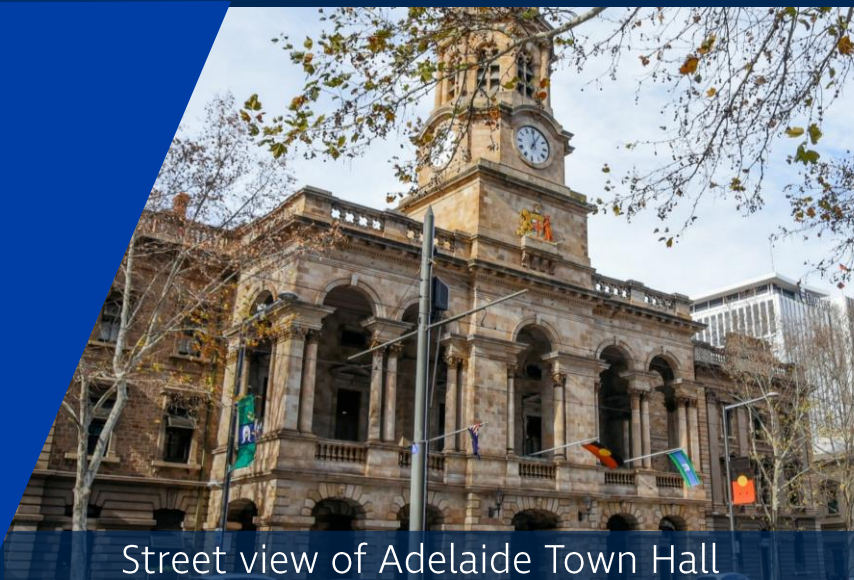


Adelaide Town Hall Events & Functions **Access Guide**



Street view of Adelaide Town Hall



CITY OF
ADELAIDE

Proudly created by



**Access
2Arts**

Making disability and art work

Table of Contents

3 | What is an Access Guide?

4 | What is Adelaide Town Hall?

5 | Getting to Adelaide Town Hall

Public Transport

Parking

Street Access & Entrance

Website

9 | Getting Around

Site Overview

Map

Wayfinding

13 | Facilities

14 | Supports

15 | Event Spaces

Main Foyer

Auditorium

Prince Alfred Room

Southern Foyer

Banqueting Room

David Spence Room

Green Room

23 | Thank you

24 | Contact

What is an **Access Guide?**

An access guide is a document that describes the experience of visiting a location or event.

In this guide we will show you what to expect when you come to events & functions at Adelaide Town Hall. We provide information about the overall venue and its function spaces.

This guide was created by Access2Arts in collaboration with the City of Adelaide and was updated **November 2025.**



Proudly created by



Making disability and art work

What is **Adelaide Town Hall?**

Adelaide Town Hall is an iconic venue where performances, events, and functions are held, as well as cultural and civic exhibitions. The events discussed in this access guide are Events & Functions. These events may include ticketed concerts, private functions, or conferences.

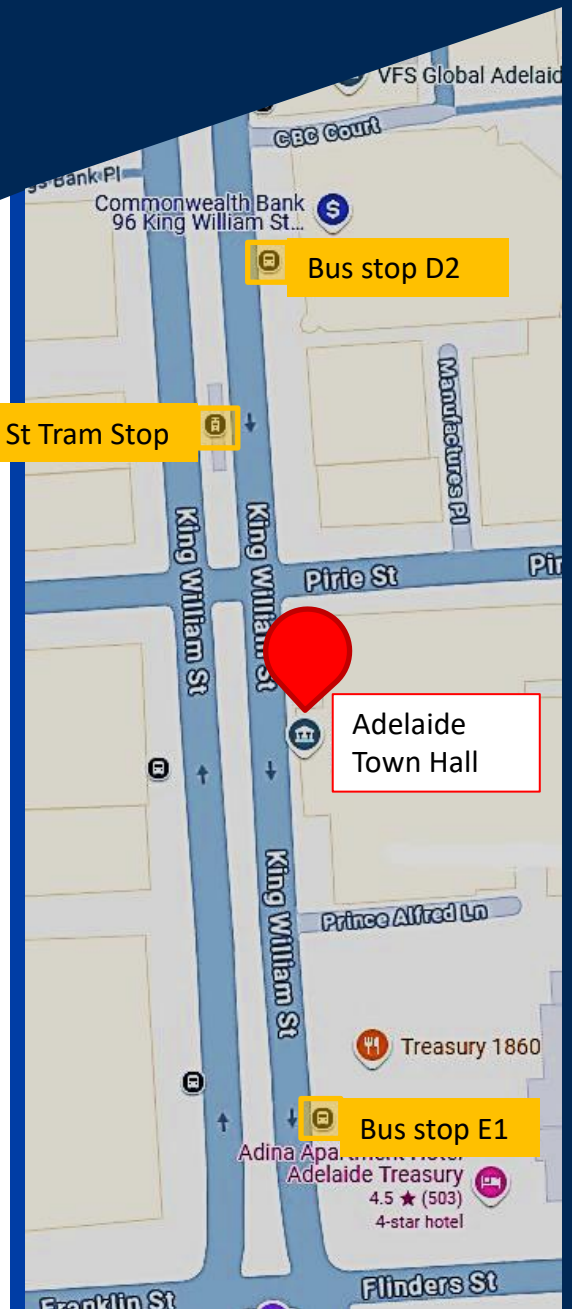
It is open to the public 9am-5pm Monday to Friday and outside of these hours for specific events.

There is a separate access guide for civic events.

Getting to Adelaide Town Hall

Public Transport:

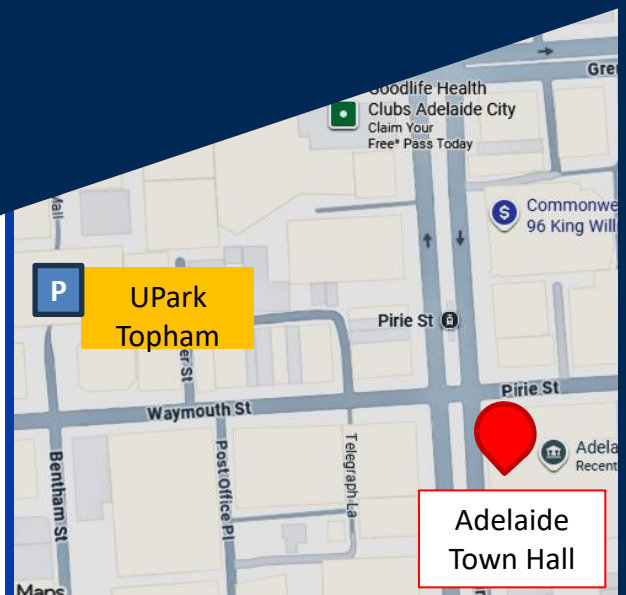
- The Pirie Street tram stop is 74m from the entrance
- Bus stop E1 (east side) is 79m from the entrance
- Bus stop D2 (east side) is 110m from the entrance



Getting to Adelaide Town Hall

Parking:

- There is timed street parking on Pirie Street
- The nearest UPark (secure parking by City of Adelaide) is in Topham Mall, 280m away from the Town Hall entrance
- There are two access parks directly in front of the Town Hall entrance, available from 7pm to midnight Wednesday to Monday



Street Access & Entrance

Street Access


The entrance to Adelaide Town Hall is located on King William St. This opens to the entrance foyer.

Entrance

The entry has two automatic glass sliding doors. There is a small cement ramp up to the doorway.

Access Support

Security officers are present at the security desk. You can contact the team ahead of time to provide an Access Rider for specific support.



The main entrance to Adelaide Town Hall.

Website www.cityofadelaide.com.au



General Information

General information about the Adelaide Town Hall can be found on the "about" webpage:
<https://www.adelaidetownhall.com.au/visit/about-adelaide-town-hall/>



Rooms for Hire

View each event space via the website. There are six spaces available.
<https://www.adelaidetownhall.com.au/venue-information/rooms-for-hire/>



Virtual Tour

A virtual tour is available on the website:
<https://www.adelaidetownhall.com.au/visit/virtual-tour/>
This tool will allow you to virtually explore a space before your visit.



Guided Tours

You can view and book upcoming tours online:
www.adelaidetownhall.com.au/visit/tours/

Getting Around

Site Overview

There are seven main event spaces in the Adelaide Town Hall. The screen located by the entrance foyer stairs may have event information displayed.

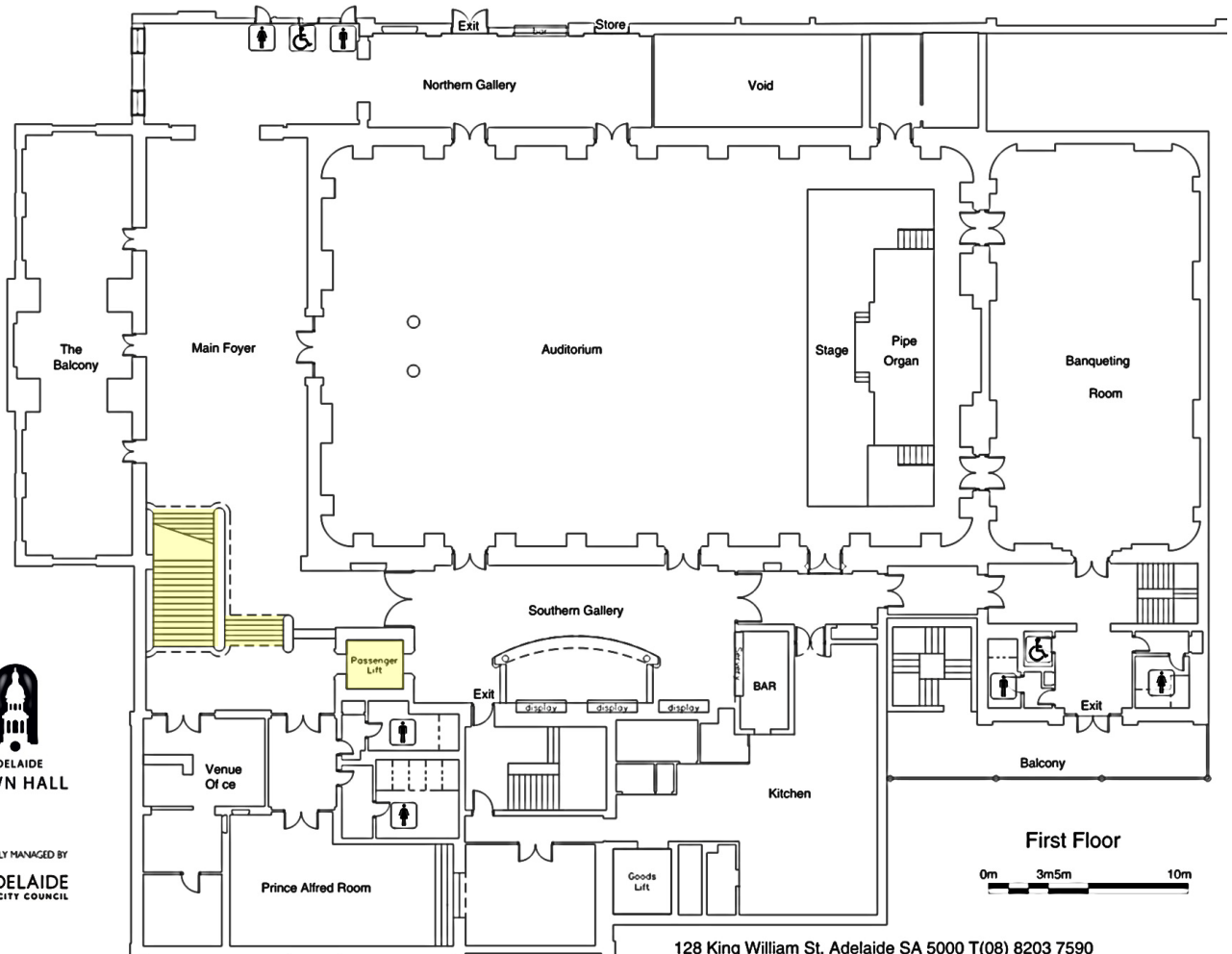
You can access upper levels via stairs or lift. The stairs are made of smooth marble and have low contrast between steps. The lift is located just past the stairs near the Elected Members Lounge.

Information on ground surfaces and step-free access can be found on the pages for each event space.

Map

This is a map of level 1 and mezzanine, where the Auditorium, Foyers, Banqueting Room, and Prince Alfred Room are located.

The lift and entry stairs are highlighted in yellow.

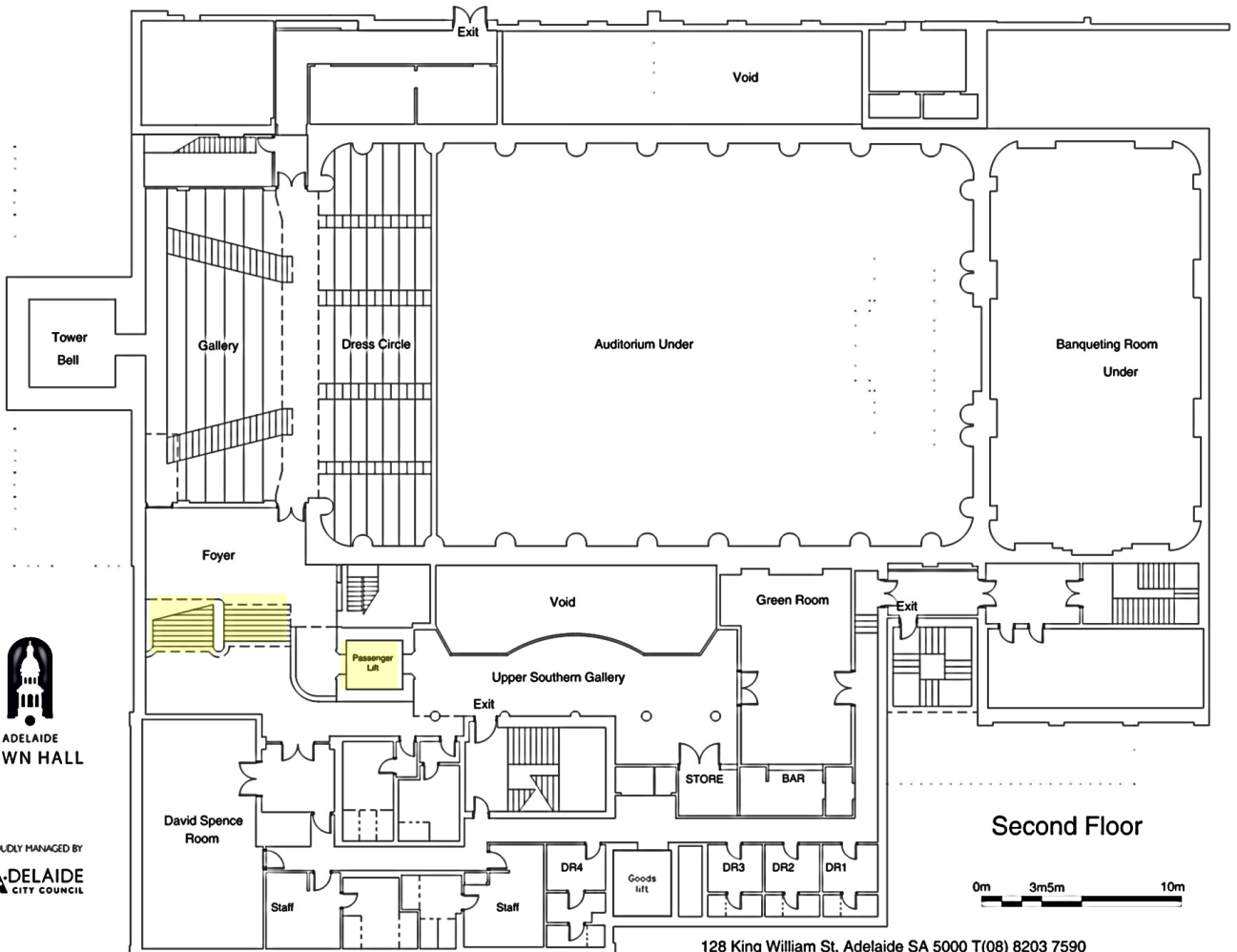


128 King William St, Adelaide SA 5000 T(08) 8203 7590

Map

This is a map of level 2 and mezzanine, where the Gallery, Dress Circle, David Spence Room, and Green Room are located.

The lift and entry stairs are highlighted in yellow.



Wayfinding

- There is an LED display screen in the entrance foyer by the stairs. This may have event information displayed.
- There are labels inside the elevator indicating the spaces on each floor.
- On the mezzanine and level 2, there is a map of the floor on the wall beside the elevator.
- There are signs throughout each floor directing you to the event spaces.



The entrance foyer with stairs that lead to the mezzanine.

Facilities



Toilets

There are several toilet blocks on level 1 and 2 which have gendered stalls. An accessible unisex cubicle is located at each end of Level 1. There are no accessible cubicles on other levels.



Bars

There are bars in several event spaces. Menus are displayed on the wall on either side of the bar in silver frames. The bars are typically at a tall standing height.



Seating

The event spaces have dining-height chairs available depending on the layout. Some of the spaces also have bench or lounge chairs.



Service Animal Toileting

The nearest service animal toileting area is Victoria Square.

This page provides a quick overview of the Adelaide Town Hall facilities. There is more specific facility information on the pages for each event space.

Supports



Hearing

There are Hearing Loops available in the Town Hall, please contact staff prior to your visit to discuss the use of the hearing loop or other alternative supports such as Auslan.



Vision

An audio description of the Town Hall is available online. Accredited Guide Dogs are welcome in the Town Hall. There is no designated toileting space available. Braille is available on lift and toilet signage.



Sensory

There is no designated quiet space at the Adelaide Town Hall but there are usually quieter spaces. Please ask a staff member for assistance if you need to find a lower sensory area.

This page provides a quick overview of some key Adelaide Town Hall supports available. Please contact your event organiser if you need more information on the services and accommodations for your specific event.

Event Spaces

This guide details the seven event spaces within the Adelaide Town Hall.



Main Foyer

A large, open space with access to the balcony and bar.

Located on L1.



Auditorium

The largest event space, hosting major events for many attendees.

Located on L1.



Prince Alfred Room

A large, split-level meeting room. Located on the Mezzanine level.



Southern Foyer

An open, split-level space with a bar and historical display case.

Located on L1.



Banqueting Room

A large space used for banquets and cocktail events.

Located on L1.



David Spence Room

A smaller, single-level meeting room.

Located on L2.



Green Room

An intimate function space with a lowered bar.

Located on L2.

Main Foyer

The Main Foyer is located on level 1 and accessed via stairs or lift. This area connects to the Northern Gallery and the spaces are often used together.

Seating

The main foyer has padded couches along the walls of the space.

There are several padded couches in the Northern Gallery.

Balcony

The balcony is connected to the main foyer through three doors. The balcony can be accessed by a ramp.

Ground Surfaces

Level 1 features packed carpet throughout, including the Main Foyer and Northern Gallery.

The balcony has smooth tiled flooring. The central door has a tiled slope to enter the balcony, and the southern door has a gripped surface ramp.

Toilets

The nearest toilets are in the Northern Gallery. There are standard gendered stalls as well as a unisex accessible cubicle.

Bar

There is a standing-height bar in the Northern Gallery. Menus are displayed on the wall on either side of the bar.



The stairs in the Main Foyer.



View of the Main Foyer, looking towards the Northern Gallery.



This area is often noisy during events. Other events may be booked in nearby spaces at the same time.

Auditorium

The Auditorium is located on level 1 and accessed via the Main Foyer. There is also access to the Dress Circle via the lifts or stairs to level 2.

Seating

In the main level of the auditorium, non-fixed dining height seating is available on a step-free floor. The seats have firm padding.

The dress circle has fixed seating, featuring plush padded chairs with arm rests.

Dress Circle

The dress circle is a balcony seating space accessed on level 2. There are steep steps to access the fixed theatre-style seating here. There is a support railing to access the upper section of the dress circle, but not the lower section.

Ground Surfaces

The main auditorium has smooth, polished timber floors.

The dress circle is carpeted.

The stage surface is sectioned painted wood.

Stage access is via steps or wheelchair lift (installed upon request) from the Southern Foyer.

Toilets

The nearest toilets are located on the Northern Gallery, through the Main Foyer. There are standard gendered stalls as well as a unisex accessible cubicle.



A string quartet playing in the Auditorium.



Banquet tables in the Auditorium.



This area can be noisy. Visitors are expected to be quiet while speeches or performances take place, but can speak freely during breaks or banquets.

Prince Alfred Room

The Prince Alfred Room is located on the mezzanine and accessed via stairs or lift.

Seating

Depending on the event set-up, the room typically has dining-height padded seating available. The seats may be set in rows, or around a large meeting table.

Sensory Access

The room has a TV included as part of the room hire. A microphone and projector can be hired for this space. There are blinds and overhead lights.

Ground Surfaces

The entire mezzanine level has packed carpet floors, including the Prince Alfred room.

The room is split-level, with six steps to access the upper section at the rear of the room. There is a central support railing for these steps.

Toilets

The nearest toilets are in the entryway to the Prince Alfred Room. These toilets contain gendered stalls only.

The nearest unisex accessible cubicle is located in the Northern Gallery through the main foyer.



Rows of chairs set up for a presentation in the Prince Alfred Room.



Black tables in a U-formation for a meeting in the Prince Alfred Room.



This area is quiet during meetings and presentations. Visitors are expected to listen to presenters and take turns speaking.

Southern Foyer

The Southern Foyer is located on level 1 and accessed via stairs or lift. This area connects to the Main Foyer, and the spaces are often used together.

Seating

The Southern Foyer has lounge chairs along the decorative stone wall. Depending on the event, there may be padded dining height chairs and tables in this area.

Ground Surfaces

Level 1 features packed carpet throughout, including the Southern Foyer. There is a platform along one side of the space with two steps to access the area.

Toilets

The nearest toilets are located down the hallway towards the Banqueting Room. There are standard gendered stalls as well as a unisex accessible cubicle.

Bar

There is a standing-height bar. Menus are displayed on the wall on either side of the bar.



View of the Southern Foyer showing the brick wall and elevator.



View of the Southern Foyer showing the bar and display case.



This area is often noisy during events. Other events may be booked in nearby spaces at the same time.

Banqueting Room

The Banqueting Room is located on level 1 and accessed via the Southern Foyer.

Seating

The Banqueting Room has dining height, non-fixed padded seating on a step-free floor.

This may be set up in rows for presentations or performances, or around circular banquet tables or long trestle tables.

Ground Surfaces

Level 1 features packed carpet throughout, including the Banqueting Room.

There may also be a low sectional stage and/or polished hardwood dancefloor depending on the nature of the event.

Toilets

The nearest toilets are located across the entry hallway. There are standard gendered stalls as well as a unisex accessible cubicle.



The Banqueting Room set up for a presentation with large round tables.



The nearest access toilet to the Banqueting Room, across the hallway.



This area can be noisy. Visitors are expected to be quiet while speeches or performances take place, but can speak freely during breaks or banquets.

David Spence Room

The David Spence Room is located on level 2 and accessed via stairs or lift.

Seating

Depending on the event set-up, the room typically has dining-height padded seating available. The seats may be set in rows, or around a large meeting table.

Sensory Access

The room has a 98 inch Television. A podium and microphone are available upon request. There are blinds and dimmable overhead lights.

Ground Surfaces

The entire second level has packed carpet floors, including the David Spence Room.

Toilets

The nearest toilets are in the hallway outside the entryway to the David Spence Room.


There are standard gendered stalls. The nearest unisex accessible cubicle is located on level 1 in the Northern Gallery.



The David Spence Room set up for a meeting with desks in a U-shape.



The David Spence Room set up with round banquet tables.



This area is quiet during meetings and presentations. Visitors are expected to listen to presenters and take turns speaking.

Green Room

The Green Room is located on level 2 and accessed via stairs or lift.

Seating

Depending on the event set-up, the room typically has dining-height padded seating available. The seats may be set in rows, or around a large meeting table.

Sensory Access

The room has a television screen available for hire. There are large, bright overhead lights.

Ground Surfaces

The entire second level has packed carpet floors, including the Green Room.

Bar

There is a lowered bar in this space.

Toilets

The nearest toilets are in the hallway outside the entryway to the David Spence Room.

There are standard gendered stalls. The nearest unisex accessible cubicle is located on level 1 in the Northern Gallery.

Artist Change Rooms


There are four rooms past the double doors. They each feature a desk, mirror, and dining-height chair. They each have their own standard toilet cubicle.



The Green Room set up for a meeting with desks in a U-shape.



An artist change room.



This area is quiet during meetings and presentations. Visitors are expected to listen to presenters and take turns speaking.

Thank you!

We hope you have a great time at the Adelaide Town Hall.

If you have any questions, or need additional access accommodations, please get in touch with our friendly team.

If you have feedback on this guide, please let the City of Adelaide know.



Proudly created by



Making disability and art work

Get in touch **with us**

 Phone +61 8 8203 7590

 Address 128 King William Street, Adelaide SA 5000

 E-mail customer@cityofadelaide.com.au

 Website cityofadelaide.com.au



CITY OF
ADELAIDE



Access
2Arts

Making disability and art work