


City Library Access Guide



Contents

1. Using the City Library Access Guide	3
2. Location	3
3. Opening Hours	3
4. Getting to the City Library – Transport Options	4
4.1 Public Transport	4
4.2 Parking	5
5. Getting into the City Library	6
5.1 Lift	6
6. City Library Floor Plan	7
7. City Library Facilities	8
7.1 Toilets	8
7.2 Recharge Point	8
7.3 Emergency Evacuation	8
7.4 Hearing Augmentation System	9
7.5 Public Use Computers and Adaptive technology	9
7.6 Seating	9
7.7 Collection	9

1. Using the City Library Access Guide

The City Library was opened in February 2014. It is a dynamic and interesting place where people can connect with opportunities for lifelong learning. Since before the doors opened at the City Library, the Adelaide City Council Access and Inclusion Advisory Panel (AIAP) has been working with library staff to ensure that the library is a welcome and inclusive place for everyone to enjoy. The AIAP is made up of 12 people with experience of disability.

While every effort has been made to provide information within the Guide on key accessibility considerations, if you would like to ask specific questions you can:

- Speak to one of our staff members at the library
- Give us a call on **8203 7990** or
- Email us at **library@cityofadelaide.com.au**

2. Location

The City Library is located on Level 3 of Rundle Place in Rundle Mall, Adelaide. Refer to page 4 for information on getting into the building. It is accessible using public transport and the free City Connector bus service in the city. Car parks and bicycle racks are available.

3. Opening Hours

Monday / Tuesday / Thursday: 10.00am – 6.00pm

Wednesday: 10.00am – 7.00pm

Friday: 10.00am – 8.00pm

Saturday: 10.00am – 5.00pm

Sunday: 12.00pm – 5.00pm

Public Holidays Closed

4. Getting to the City Library – Transport Options

4.1 Public transport

The Adelaide Metro accessibility guides and videos can be viewed here adelaidemetro.com.au/Using-Adelaide-Metro/Accessibility-Disability

Bus

The following Adelaide Metro bus stops are located close to the City Library:

F4 and **G2** Northern side of Grenfell Street

T3 and **T2** Southern side of Grenfell Street

X1 and **Y1** Rundle Mall side of Pulteney Street

B1 and **B2** on opposite side of road

X2 and **C2** King William Street

The Adelaide Metro City map provides a quick reference to find service timetables and stops in the city via adelaidemetro.com.au/Maps2/City

Train

Distance from the City Library: 650m

The Adelaide Railway Station, located on North Terrace next to Parliament House, is the Central Station for all Adelaide metropolitan trains. Train timetables can be found on the Adelaide Metro website adelaidemetro.com.au/timetables/trains

Tram

Distance from the City Library: 280m

The closest tram stop is located near Rundle Mall's western entrance. Tram journeys are free between South Terrace along King William Street, North Terrace and the Entertainment Centre on Port Road. Tram timetables can be found on the Adelaide Metro website adelaidemetro.com.au/timetables/trams

Free City Connector Bus

The City Connector Bus services the City and North Adelaide. The large loop (98a and 98c) connects North Adelaide and the City, while the small loop (99a and 99c) connects the inner city areas that are not serviced by the tram. Find out more at adelaidemetro.com.au/Kiosk2/Free-City-Services

Taxis

Taxi ranks are located at 77 Grenfell Street (opposite Rundle Place), on Pulteney Street (eastern end of the Mall) and on North Terrace (near the junction of King William Street at the western end of Rundle Mall).

4.2 Parking

Car parks

The nearest paid parking is in Rundle Place which can be accessed from Grenfell Street. There are five disability parking permit holder spaces on Level 2 adjacent to the lifts. For more information contact Rundle Place Centre Management on **08 8227 2369**. Details regarding City of Adelaide's on and off-street parking can be found on the City of Adelaide website: **cityofadelaide.com.au/transport-parking/parking/parking-in-the-city**

UPark Accessibility Pass:

The City of Adelaide owned UParks have accessible spaces located near the lifts. Holders of SA Disability Parking Permits can apply to UPark for an Accessibility Pass. This pass provides two (2) hours free parking up to 52 times per year at all UPark car parks. This pass supersedes any other accessible parking discount previously available at UPark. Check the website for details on applying for a UPark Accessibility Pass:

upark.com.au/accessible-parking

Electric Mobility Devices – Scooters, gophers, electric wheelchairs

Electric mobility devices may be brought into the library. Parking is available in the library near the recharge point when it is not in use. There is no other designated parking elsewhere in Rundle Place.

Bike Parks

Bike racks are located in Francis Street. Visit the City of Adelaide website for more information about cycling in the city, including security and journey planning, **cityofadelaide.com.au//transport-parking/cycling/cycling-in-the-city**

5. Getting into the City Library

The City Library can be accessed in three ways via a combination of ramps, stairs and lifts:

1. **The Main Entrance:** This entrance is exclusively for the Library and is via Francis Street (Off Rundle Mall or via Da Costa Arcade). It has access via lift or stairs. When in the lift use the call button for Level 3.
2. **Rundle Place Car Park:** You can also access the Library via the car park which has four accessible car parking spaces on Level 2. Take the lift to Level 6, turn right and follow the signs to the City Library. Ramp access is available.
3. **Rundle Place:** You can also access the library via Rundle Place, off Rundle Mall/Grenfell Street. Locate the car park lift corridor alongside the Country Road store. Take the lift to Level 6, turn right and follow the signs to the City Library. Ramp access is available.

5.1 Lift

The dedicated library lift at the Francis Street entrance has the following dimensions: 140cmW x 160cmL x 230cmH. For most electric mobility devices this is enough room to comfortably enter and exit the lift. If you require additional information about the lift please contact us.

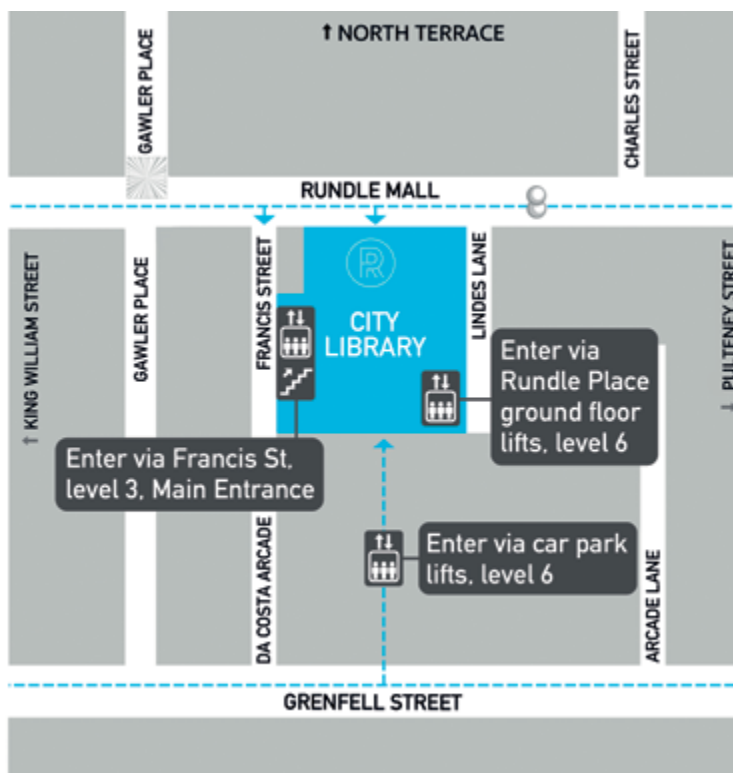


Fig. 1 – Map showing entrance options for the City Library

6. City Library Floor Plan

The City Library is located on one level. It has a variety of spaces such as the Digital Hub, Media Lab, Innovation Lab, History Hub and meeting rooms. The City Library also has an Outdoor Reading room which has ramp access.

Our staff members are very approachable and will be happy to help you if you need assistance finding your way around the library. All staff wear a bright green lanyard for ease of identification. All certified assistance dogs are welcome inside the City Library (as advised by Guide Dog SA).

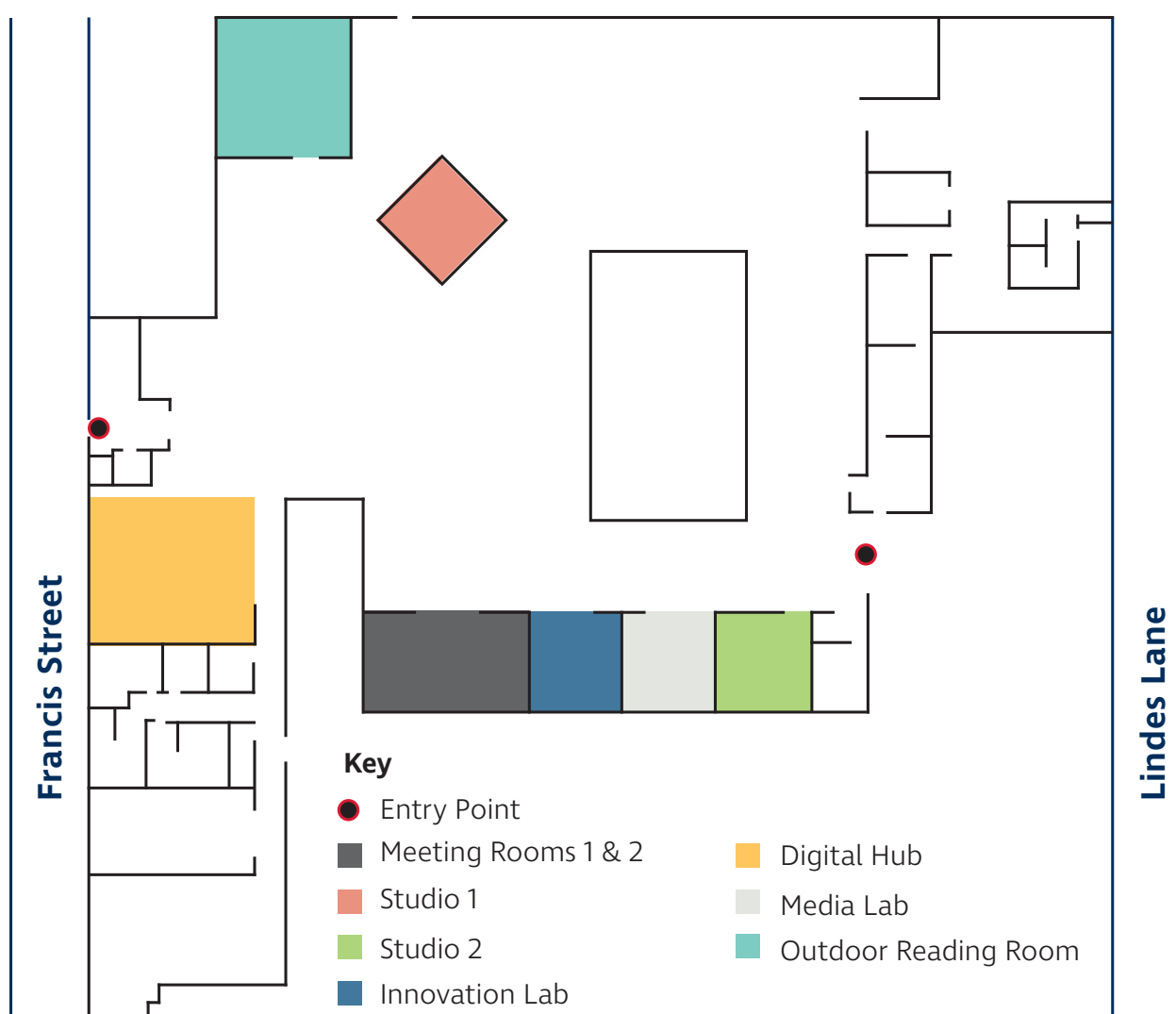


Fig. 2 – City Library Floor Plan

7. City Library Facilities

7.1 Toilets

The toilets are located in the south western side of the Library. Two accessible toilets are available for left and right hand transfer. Ambulant toilets are available in the Male and Female facilities with doors which open outward. Separate Baby Change facilities and a toddler toilet are also available.

7.2 Recharge Point

A free recharge point is available for electric mobility devices. The point is located on the northern side by the windows. There is a recharge sticker to identify the point on the wall and on the window at our Francis Street entrance.



Fig. 3 – Example of a recharge sticker

7.3 Emergency Evacuation

There are designated safe havens for people who are unable to use the stairs for emergency evacuations. Please be aware of the nearest evacuation exit and follow staff instructions and advice:

- In the event of a Fire Alarm prepare to evacuate.
- If the Evacuation Alarm is sounded then staff will begin evacuating people and assist all those who can't use the stairs into the designated safe haven.

7.4 Hearing Augmentation System

A hearing augmentation system is available in the City Library's Studio One area and is available for programs and presentations. We have eight receivers and library visitors can borrow one by lending their ID in exchange for the receiver. Customers who wear a hearing aid can also borrow a one of 2 neckloops and those who don't can borrow headphones.

7.5 Public Use Computers and Adaptive technology

Four of the public use computers have adjustable desk and modified large key and high contrast keyboards and mice. These keyboards are also available in the Digital Hub. These computers can be booked online and in person up to seven days in advance. There is also a Reader Pen available for borrowing within in the library, which can scan and convert written text to audio.

7.6 Seating

There are a variety of seating options in the City Library to suit various comfort requirements and needs. This includes chairs with armrests.

7.7 Collection

There is a wide range of books and resources in the collection to support accessibility. This includes audio books and large print books. Please see a staff member if you would like assistance with borrowing digital audio books and e-books.

3rd floor, Rundle Place, Adelaide

T 08 8203 7990

E library@cityofadelaide.com.au

[cityofadelaide.com.au/community/library-services/ library-locations/ city-library](http://cityofadelaide.com.au/community/library-services/library-locations/city-library)

