

Rundle Mall Access Guide



A fashionable visitor poses by the Malls Balls



CITY OF
ADELAIDE

Proudly created by



Access
2Arts

Making disability and art work

Table of Contents

3 | What is an Access Guide?

4 | What is Rundle Mall?

5 | Getting to Rundle Mall

Public Transport

Parking

Street Access

Website

Centres & Arcades

10 | Getting Around

Site Overview

Map

Wayfinding & Ground Surfaces

Sensory Information

Buskers

16 | Facilities

General Facilities

Toilets & Changing Place

18 | Thank you

19 | Contact

What is an **Access Guide?**

An access guide is a document that describes the experience of visiting a location or event.

In this guide we will show you what to expect when you come to Rundle Mall.

This guide was created by Access2Arts in collaboration with the City of Adelaide and was updated **November 2025.**



CITY OF
ADELAIDE

Proudly created by



**Access
2Arts**

Making disability and art work

What is **Rundle Mall?**

Rundle Mall is a large shopping, lifestyle, and entertainment Precinct located in Adelaide's CBD within the bounds of King William Street, Pulteney Street, Grenfell Street, and North Terrace. It has 15 arcades (buildings containing several stores). The central area of the Mall is an outdoor, partially covered pedestrian path which leads to the arcade entrances and has direct access to many storefronts.

While individual stores may vary, the typical opening hours are:

Monday-Thursday 9:00am – 5:30pm

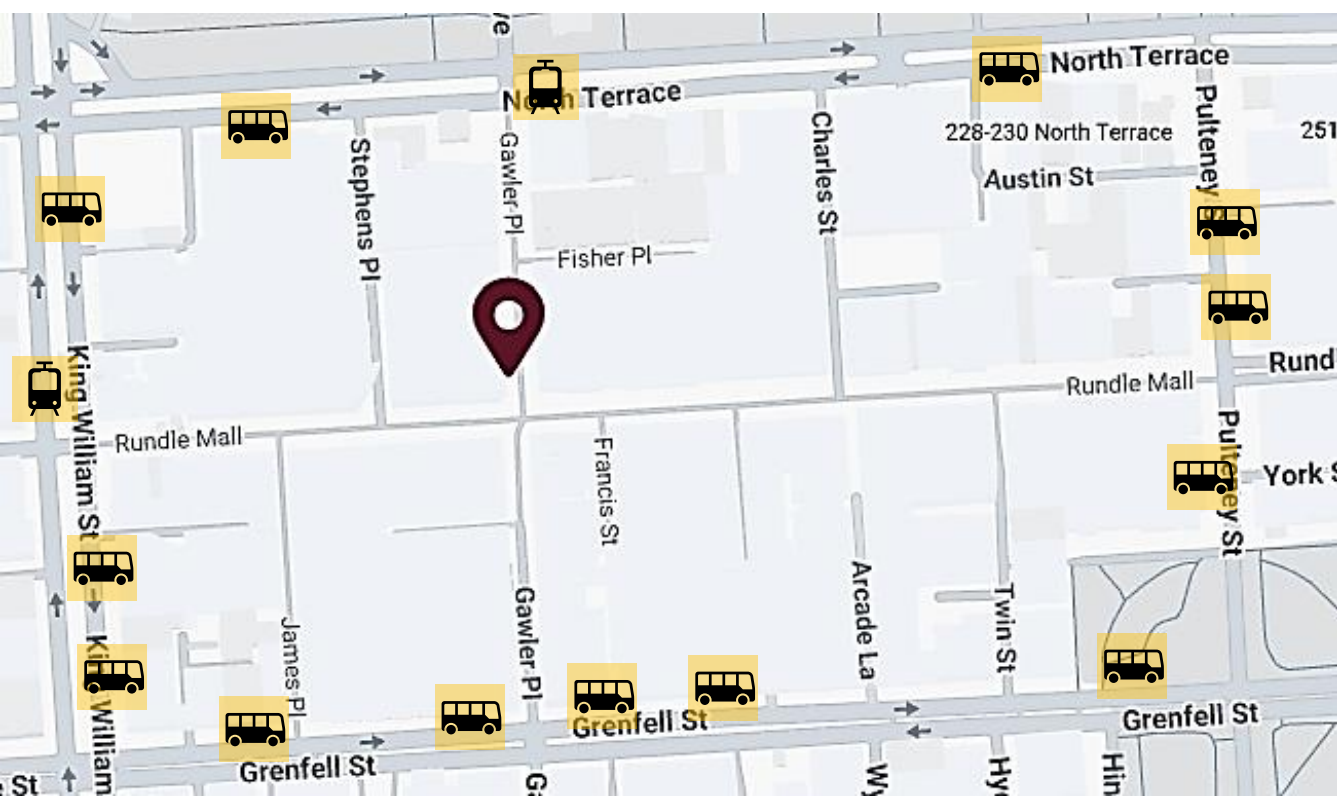
Friday 9:00am – 9:00pm

Weekends 9:00am – 5:00pm

Getting to Rundle Mall

Public Transport:

- The Rundle Mall tram stop is on King William Street.
- Bus stops B1, C2, and C3 are on King William Street.
- Bus stops B1 and B2 are on Pulteney Street.
- Several bus stops run along Grenfell Street and North Terrace.
- The Art Gallery tram stop is on North Terrace leading into Gawler Place.

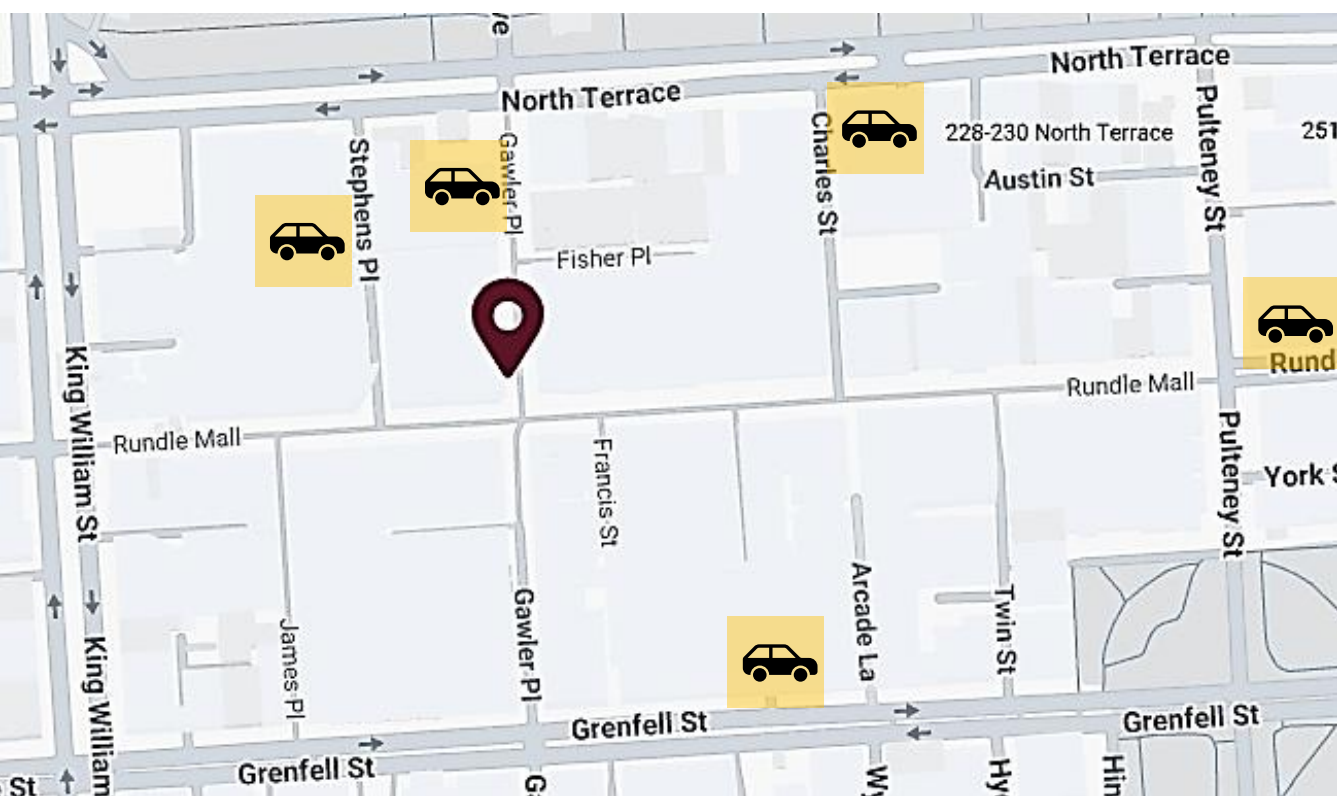


Getting to Rundle Mall

Parking:

- There are several paid secure parks in the area.
- There is limited street parking surrounding Rundle Mall.
- Detailed parking information can be found on the Rundle Mall website's "Parking" page.

www.rundlemall.com/visit/parking



Street Access & Entrance

Street Access

Rundle Mall can be accessed directly from King William Street and Pulteney Street. Several laneways and arcades also lead into the Mall from North Terrace and Grenfell Street.

Entrance

All of the arcades have ground-level entrances accessed from the Mall. Arcade entrances from the boundary streets (North Tce and Grenfell St) vary in their accessibility.



The King William Street entrance to Rundle Mall.

Website www.rundlemall.com

The Rundle Mall website contains lots of information about the facilities and stores available in the Mall.



Amenity Map

View WiFi, device charging stations, and toilet locations on the "Amenities" page.



Business Directory

You can find information on individual stores including location, opening hours, and special offers.



Upcoming Events

View upcoming events in the Mall as well as the regular activities on offer through the "What's On" tab.

Centres and Arcades

Some of the arcades have their own websites for more information and customer support:

City Cross

www.citycross.com.au

Myer Centre

www.myercentreadelaide.com.au

Rundle Mall Plaza

www.rundlemallplaza.com.au

Rundle Place

www.rundleplace.com.au

Regent Arcade

www.regentarcade.com.au

Adelaide Central Plaza

www.adelaidecentralplaza.com.au

Adelaide Arcade

www.adelaidearcade.com.au

Charles St Plaza

www.charlesstreetplaza.com.au

Rundle Square

www.rundlesquare.com.au

Getting Around

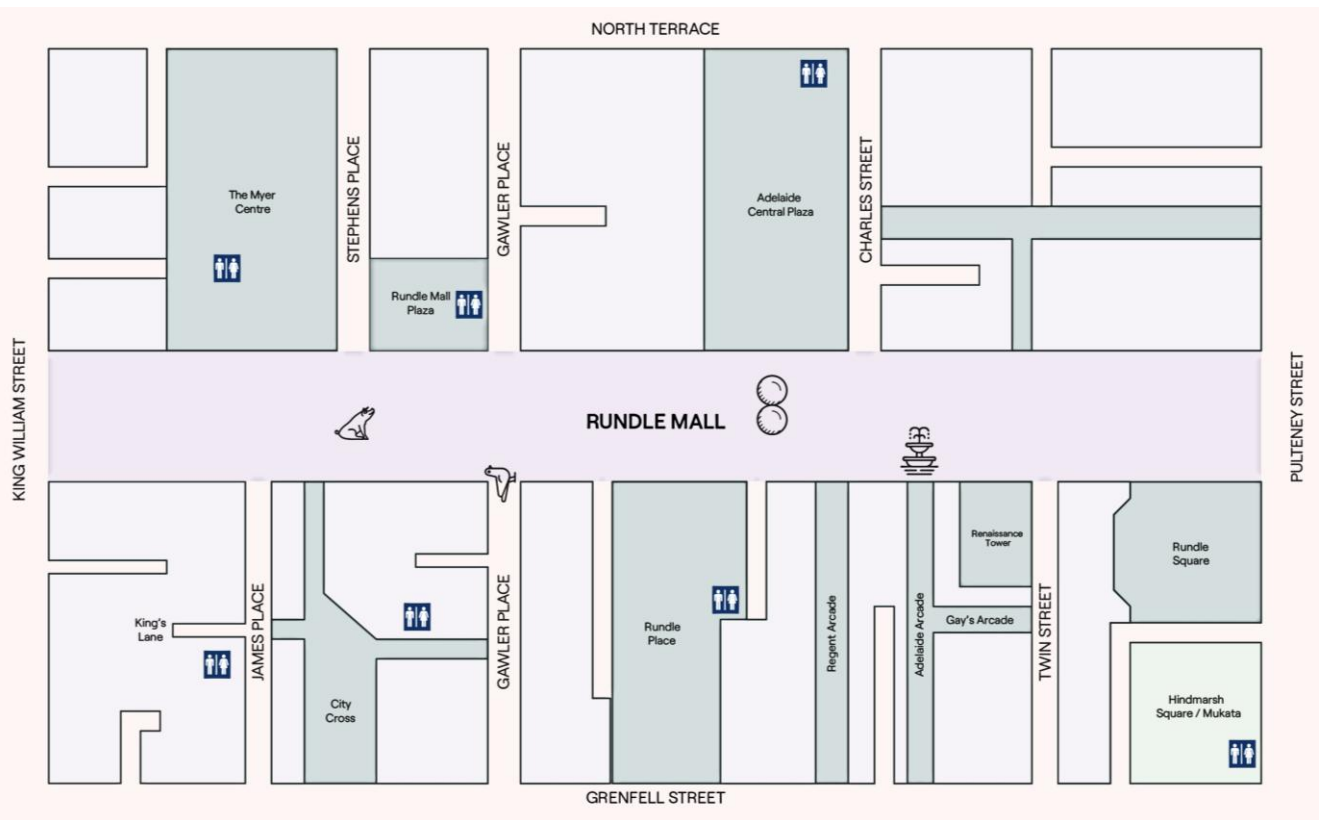
Site Overview

Rundle Mall's shops and facilities are best accessed from the central Mall walkway.

Arcades within the Mall are independently managed. If you need help navigating a specific arcade, you can speak to that arcade's staff.

Map

This guide focuses on access for the central walkway of Rundle Mall. The Rundle Mall website contains general information on each arcade: www.rundlemall.com/stores-and-services/centres-and-arcades



Wayfinding & Ground Surfaces

Pathways

The Mall walkway is a wide pedestrian space in a straight line between King William and Pulteney Streets.

Mall Walkway


The ground of the Mall is made of smooth, flat stone pavers that are regularly maintained. Some customers have found the pavers may be slippery when wet.

Ground Variations

There is a long, narrow grate that runs along the entire length of the Mall for drainage. There are plates at the base of the trees within the Mall that may rock when stepped on.

Step-Free Access

The walkway of the Mall is all one level with no ramps or slopes. All arcades have step-free access from their Mall facing entrances.



The famous Rundle Mall Pigs

Sensory Information

Noise Levels

There are a lot of different noises in the Mall at any time. You can expect to hear loud conversations, music, and traffic sounds.

Light

There are overhead lights in the outdoor area of the Mall for clear visibility at night.

Weather

The Mall is outdoors and partially under cover. During standard trading hours arcades can provide a good alternative pathway out of the weather.

Taking a Break

The laneways off the Mall are typically quieter and less busy than the central walkway.



Nighttime in the Mall.

Buskers

Busker Locations

There are three designated busking areas within the Mall walkway near James Place, Gawler Place, and Twin Street.

Sound


Sometimes buskers will play instruments or use amplified sound (eg microphones or speakers). The nearby arcades can be a suitable alternative route away from the amplified sound.

Crowd Interaction

Sometimes buskers will speak to passersby to gather a crowd before beginning their performance. You can choose whether you'd like to stop and watch or continue moving through the Mall.

Performance Space

Sometimes street performance buskers will set a perimeter with ropes for crowd safety. Make sure you stay on the outside of this boundary even when passing by the area.



A Rundle Mall busker.

Facilities



Seating

There are many different benches and seats throughout the Mall and arcades. Some eateries in the Mall reserve their seating for customers only.



Water Dispensers

There are three water dispensers in the main Mall near EzyMart, Gawler Place, and near Pulteney Street.



Security

Security officers patrol Rundle Mall regularly. If you feel unsafe or need assistance, you can speak to a patrolling officer, call the Rundle Mall Security Team on 0402 703 006, or call the City of Adelaide Customer Centre on 08 8203 7203.



City of Adelaide Visitor Information Centre

The City of Adelaide Visitor Information Centre is located at 25 Pirie St. They can provide printed maps of the Mall and offer a free short-term wheelchair hire service.

For more information on the Customer Centre and wheelchair hire, go to the Rundle Mall website:

www.rundlemall.com/visit/visitor-information-centre

Toilets & Changing Place



Toilet Cubicles

All arcade toilet locations have an accessible cubicle and parents room. You can view toilet locations on the "Amenities" page of the Rundle Mall website. www.rundlemall.com/visit/amenities



Accessible Changing Place

There is an accessible changing place located on the ground floor of the Kings Lane building, it can be accessed via King William Street or James Place.



Service Animal Toileting

The nearest service animal toileting areas are Hindmarsh Square or North Terrace.

Toilets within the arcades are subject to arcade opening hours. There is a 24 hour public restroom on Hindmarsh Square.

Thank you!

We hope you have a great time at Rundle Mall.

If you have any questions, or need additional access accommodations, please get in touch with our friendly team.

If you have feedback on this guide, please let the City of Adelaide team know.



Proudly created by



Making disability and art work

Get in touch **with us**

 Phone +61 8 8203 7203

 Address Rundle Mall, Adelaide, SA 5000

 E-mail info@rundlemall.com

 Website rundlemall.com



CITY OF
ADELAIDE



**Access
2Arts**

Making disability and art work