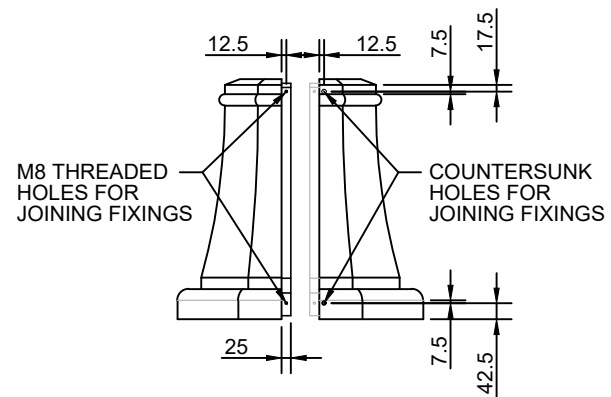
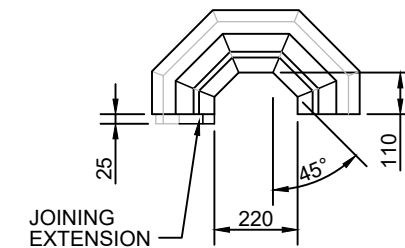


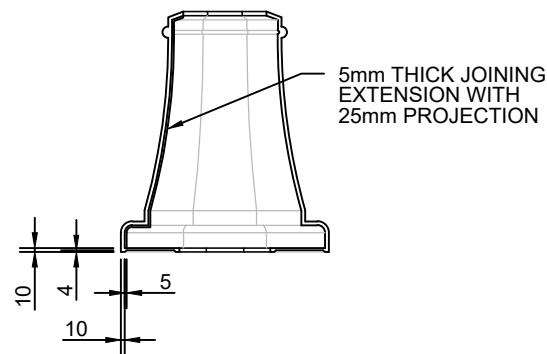
FRONT ELEVATION



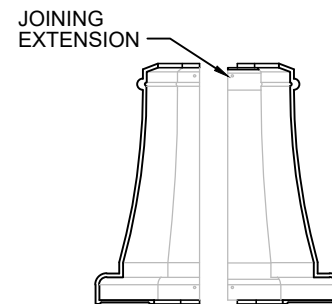
**SIDE ELEVATION
(SEPARATED)**



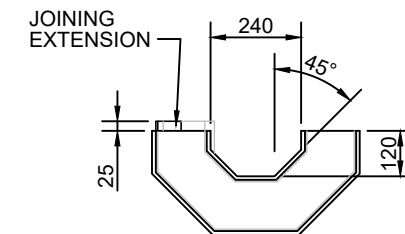
HALF TOP VIEW



INTERNAL ELEVATION



**INTERNAL ELEVATION
(SIDES SEPARATED)**



HALF BOTTOM VIEW

REFER TO CoA 835 FOR COLUMN DETAILS

CoA 836

3.5m POST TOP - CEREMONIAL BASE - MAINTENANCE REFERENCE ONLY

REV	DESCRIPTION	DATE
A	ORIGINAL ISSUE	10/22

CONSTRUCTION STANDARD LIGHTING & ELECTRICAL

3.5m POST TOP - CEREMONIAL BASE
MAINTENANCE REFERENCE ONLY



SHEET NUMBER
LE036

REVISION
A