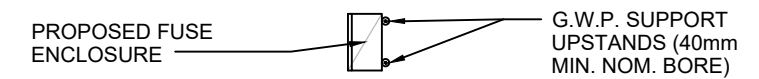
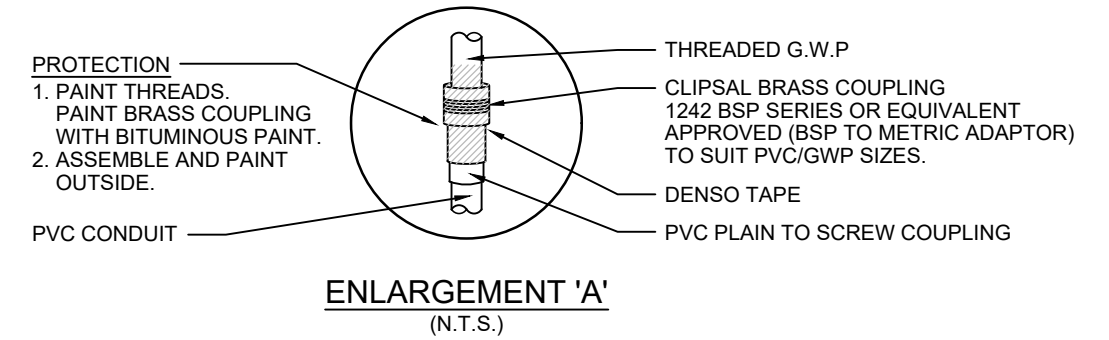
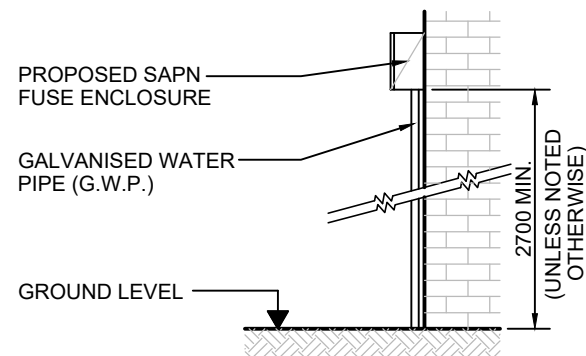


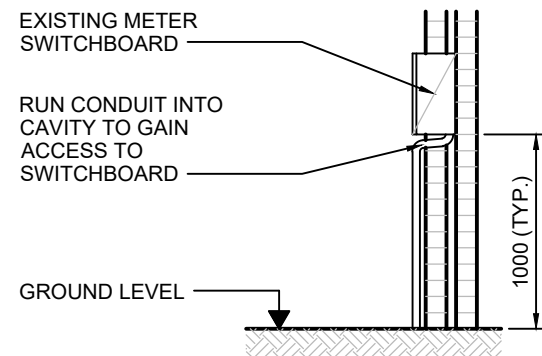
CONSUMERS SERVICE MAIN



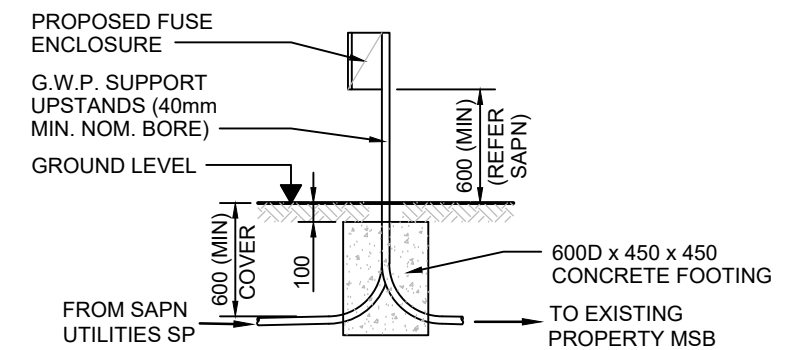
OPTION 3 - PLAN VIEW



**OPTION 1
TO NEW SAPN FUSE ENCLOSURE**
(WHERE METER BOX IS INSIDE BUILDING)



**OPTION 2
TO EXISTING METER SWITCHBOARD**
(WHERE METER SWITCHBOARD IS EXTERNAL TO BUILDING)



**OPTION 3
TO NEW FUSE ENCLOSURE ON UPSTAND**
(WHERE THE FUSE ENCLOSURE CANNOT BE FIXED TO BUILDING)

NOTES:

1. REFER TO CoA 885 FOR PLAN, NOTES AND SCHEDULE.
2. ALL CONDUITS, MIMS OR EQUIPMENT MOUNTED TO SURFACES ARE TO BE PAINTED TO MATCH THE COLOUR OF THE SURFACE THEY ARE MOUNTED TO (EXCLUDING LUMINAIRES AND BRACKETS).
3. ENSURE ALL CABLE TRAY COVERS ARE INSTALLED WITH LOCK SCREWS WHERE INSTALLED IN PUBLIC SPACES (CARPARKS, ETC).

CoA 886

UNDERGROUNDING OF PRIVATE PROPERTIES - DETAILS

REV	DESCRIPTION	DATE
A	ORIGINAL ISSUE	10/22

**CONSTRUCTION STANDARD
LIGHTING & ELECTRICAL**

UNDERGROUNDING OF PRIVATE PROPERTIES
DETAILS



SHEET NUMBER
LE086

REVISION
A