



City of Adelaide **Live Music Census 2025**

Our Adelaide.
Bold.
Aspirational.
Innovative.



CITY OF
ADELAIDE

Contents

Introduction	2
What we counted	3
Census Highlights	4
Exploring the data	6
Live music every day of the week	6
Venues by city precinct	7
Venue types	7
Most active venues	8
Live music for all ages	9
Live music for all abilities	10
Music mapping	11
Live music outdoors	12
City of Adelaide demographics	13
Conclusion	13
The data	14
Live and Local program highlights	18
Appendix	18

Introduction

In 2025, the City of Adelaide celebrated its 10th anniversary as Australia’s first and only UNESCO City of Music. This designation honours our rich musical heritage and acknowledges that we celebrate, prioritise and leverage culture and creativity for sustainable development.

This year marked another milestone, the adoption of City of Adelaide’s first Cultural Policy, which affirms the inherent value and importance of culture, creativity and community to our city’s distinctive identity and future prosperity.

In the lead up to 2025, the City of Adelaide partnered with the national Live Music Office for *Live and Local*, a capacity building program created to strengthen the ecology of local grassroots live music communities. Key deliverables of the program are a live music industry forum, a grassroots micro-festival, professional development workshops, a music advisory working group and a live music census. Combined, the initiatives will guide the development of Council’s next Live Music Action Plan.

This Live Music Census shows that despite the complex challenges faced by venue operators in 2025, live music activity can be experienced in the City of Adelaide every day of the week.

A diverse range of genres and musical experiences are available to enjoy both in dedicated live music venues and other businesses across the city and North Adelaide.

This census focuses on indoor live music performance; the total quantum of live music is much higher when outdoor live music performance is included.

What we counted

In May 2025 the City of Adelaide undertook a census to assess the current state and scale of live music activity and venues in Adelaide and North Adelaide. May was chosen as a typical month in the City of Adelaide, avoiding the heightened cultural activity associated with Adelaide's festival season (February–March) and the spring/Christmas period.

City of Adelaide's Live Music Census builds on the work undertaken by MusicSA, South Australia's peak music body, between 2015-2019. COVID-19 declarations and directions were in operation between 2020 and 2022, impacting live music performances and attendance, and saw the cessation of MusicSA's census activity. The results of MusicSA's 2019 census are available [here](#).

MusicSA's census was statewide and focused on performances held within licensed venues and excluded DJ sets. Data was collected through desktop research, gig-guides (online and printed), word-of-mouth and direct conversations with venues. Data collected included the venue name, suburb, metro or regional classification, venue type (e.g. pub, entertainment venue), and the number of live music performances held.

City of Adelaide's Live Music Census followed an equivalent process for data collection as the MusicSA exercises. The count was undertaken between 1-31 May 2025 and was primarily desktop based, augmented by conversations with venues and other industry contacts.

This census focuses exclusively on the City of Adelaide local government area, spanning the suburbs of Adelaide (5000) and North Adelaide (5006). The City of Adelaide accounted for 38% of all statewide live music activity in the last MusicSA census.

This census includes music performed:

- At any indoor location, licensed or unlicensed
- In any genre including musical theatre, cabaret and DJ sets.

This census excludes live music performed:

- At private events, e.g. weddings, birthday parties
- As part of religious services
- In the public realm (eg outdoor festivals, concerts, busking).

Multiple performances on the same day were counted as separate events if they were advertised individually, required separate tickets, or were scheduled far enough apart to be considered distinct. Multiple performers or bands on a single bill, accessible with one ticket and intended to be attended together, were counted as a single performance.

This census adds new insights to previous reporting, including examining the density of music venues across the city to track changes between precincts over time and examine underlying factors. It looks at how live music performances vary throughout a typical week, identifying which days are busiest and which types of venues host the most performances. This census also explores how accessible live music is for young people, including opportunities for underage audiences to attend shows without a legal guardian.

While every effort has been made to be accurate, it is possible that some venues and performances may have been missed. We invite venues to contact us to benefit from the City of Adelaide's support and promotion.

Email: culture@cityofadelaide.com.au



Image: LadyBeatles performing at Adelaide Town Hall for the 60th anniversary of The Beatles' visit to Adelaide.

Census highlights

Between 1 to 31 May 2025 in the City of Adelaide:

- 129 venues hosted live music
- 1,099 live music performances
- 12,125 live music performances year-round (estimate)
- 50% of live music performance was in the West End
- 65% of live music was on Fridays and Saturdays
- 32% of performances were accessible to all ages
- 34% of venues hosting live music were clubs/bars
- 122% increase in live music performance in the City of Adelaide since 2019
- 70% increase in venues hosting live music in the City of Adelaide since 2019

The City of Adelaide’s census indicates that live music performance in venues across the City of Adelaide has significantly increased compared to activity recorded by MusicSA across 2015 to 2019. The table below provides yearly comparisons.

Note that the MusicSA census only counted performances at licensed venues and excluded DJ venues and performances. While the City of Adelaide census includes DJ venues and performances, for ease of comparison and clarity, we have also presented a separate count that excludes this data.

City of Adelaide	2015	2016	2017	2018	2019	2025	2025 (minus DJs)
Live Music Performances	266	399	415	444	495	1099	784
Live Music Venues	47	57	70	60	76	129	96
Increase on previous year (Live Music Performances)		50%	4%	7%	11%	122%	58%
Increase on previous year (Live Music Venues)		21%	23%	-14%	27%	70%	26%

Live Performance Australia’s **2024 Live Performance Attendance and Revenue** report provides national context, capturing ticketed attendance and revenue Australia wide. In 2024, contemporary music was the largest driver of ticketed live performance, accounting for 44.8% of attendances and 54% of revenue, an increase of 21.8% in revenue, and 17.3% in attendance from the previous year. These results suggest that the growth in live music activity seen in this census reflects a broader national trend.

However, increased attendance doesn’t necessarily translate into higher revenue. **In South Australia**, ticketed live performance attendance rose by 2% in 2024, yet revenue fell by 3%. With inflation still high, even reported revenue growth doesn’t guarantee more money reaching artists or venues. While this census highlights the substantial level of live music activity

occurring in the City of Adelaide, it does not assess the economic outcomes for artists or venues.

The Parliament of South Australia released their report of the **Select Committee on Local and Live Creative Venues** on 27 November 2025. This highlighted that since 2018, there has been a 27% decrease in the number of licensed live music venues across South Australia. Conversely, this census report shows growth in venues and music performances, however just incorporates the City of Adelaide area and includes both licensed and unlicensed venues. Future census efforts could determine whether live music is increasingly occurring outside licensed venues, whether unlicensed venues are experiencing similar closures, and whether venue closures are more pronounced across South Australia compared to the City of Adelaide.



Image: Aleksiah at Jive for Queer Club. Photo: Ellie Everett.

Exploring the data

Live music every day of the week

Day of the Week	Number of days in May	Average number of performances	Total number of performances
Monday	4	5.5	22
Tuesday	4	9.5	38
Wednesday	4	24.75	99
Thursday	5	26.2	131
Friday	5	70.4	352
Saturday	5	71.6	358
Sunday	4	24.75	99

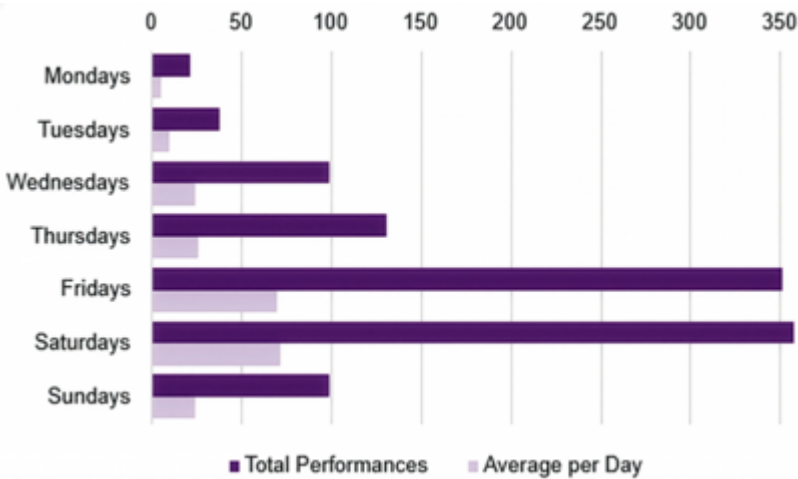


Figure 1. Frequency of live music performance across days of the week.

Fridays and Saturdays were the days of the week with the highest number of live music performances, with Saturday just marginally ahead of Friday. Thursday, Sunday, Wednesday, Tuesday and Monday follow in descending order. As some days of the week occurred five times during May and some just four times, the number of live music performances for each day across the month is provided in total with the average per day.

A conservative estimate for the total number of live music performances taking place in venues across the City of Adelaide in 2025 is 12,125.

With Monday seeing the lowest number of live music performances, venues scheduling regular weekly events are strong contributors to city visitation and cultural experiences on that day. Four venues, the Grace Emily Hotel, Crown and Anchor Hotel, Pastel Wine Bar and Khukuri Nepalese Restaurant, account for 70% of the total live music programming on a Monday.

Venues by city precinct

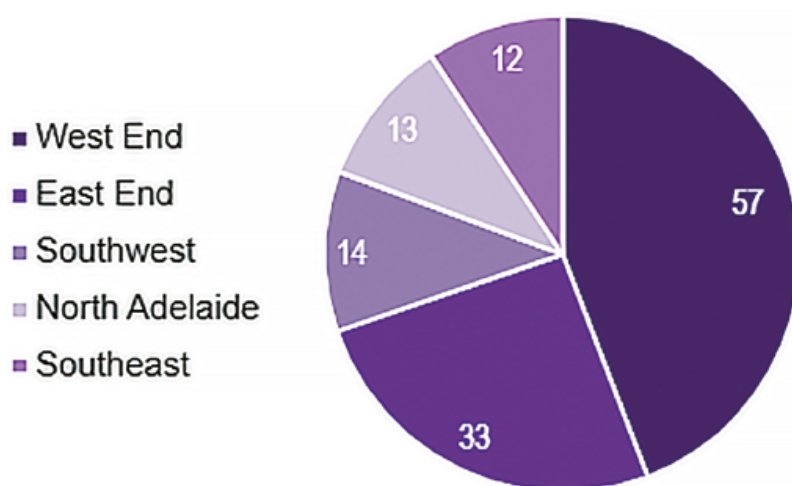


Figure 2. Number of venues hosting live music per city precinct

In May 2025, 116 venues presenting live music were located in the city, and 13 venues in North Adelaide.

Adelaide's West End remains the city's main entertainment precinct, with Hindley Street known for its music venues and nightlife. In May 2025, the West End hosted live music in 57 venues, 44% of all counted, presenting 547 performances, or 50% of the total. The East End also had a strong presence, with 33 venues (26%) hosting 327 performances (30%).

North Adelaide and the southern city areas are more residential, so live music activity is lower than in the East and West Ends, where entertainment, dining, retail, and business activity are more prevalent.

Venue types

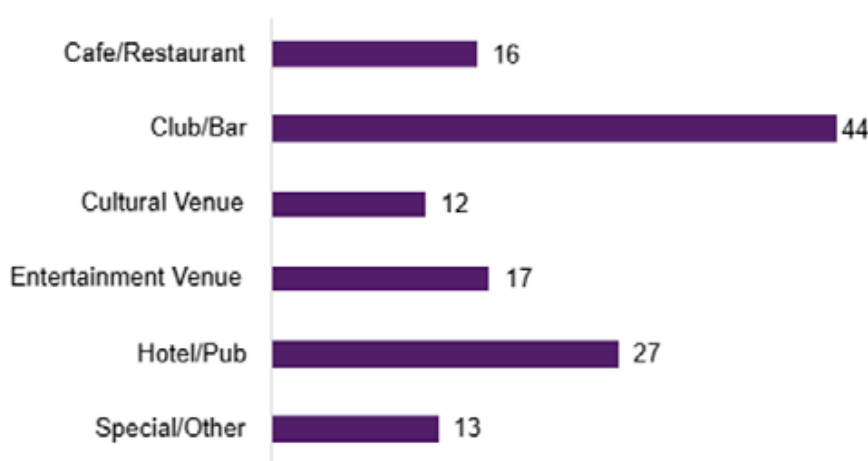


Figure 3. Types of businesses hosting live music.

The majority of venues presenting live music were clubs/bars with 44 of the venues fitting this classification, accounting for 34% of all venues counted. Adelaide's significant small bar/nightclub scene is a result of the introduction of legislation to support small venue licensing in 2013.

The next most active venue type was Hotel/Pub, including hotels offering accommodation, and pubs serving food and drinks. Entertainment Venues make up 17 of the total and are mainly dedicated to live music or cultural entertainment. Cafe/Restaurant are venues that primarily serve coffee or food. Cultural Venues include galleries, community centres, and museums. The Special/Other category covers 13 venues that don't easily fit elsewhere, such as dance studios, religious institutions (hosting music outside of worship), education facilities, and other unique spaces.

Most active venues

The table below lists the nine venues with the most live music performances in May.

Venue	Number of performances	Venue type and location
Adelaide Festival Centre	105	Entertainment Venue – West End
Crown and Anchor Hotel	31	Hotel/Pub – East End
Khukuri Nepalese Restaurant	31	Café/Restaurant – West End
Pastel Wine Bar	27	Club/Bar – North Adelaide
The District at SkyCity	24	Club/Bar – West End
La Louisiane	23	Café/Restaurant – West End
Memphis Slims House of Blues	23	Club/Bar – West End
Royal Oak Hotel	23	Hotel/Pub – North Adelaide
Shotgun Willies	23	Club/Bar – West End

Several venues host live music daily or nearly every day, making them the main contributors to the highest number of performances. Venues programming multiple live music performances throughout one day also contributed to this count.

May is outside Adelaide's peak festival season but still includes the DreamBig Children's Festival (biennial), Adelaide Cabaret Fringe Festival, and the History Festival, which all featured live music. Adelaide Festival Centre, which presents DreamBig and other major festivals, hosted over 100 live music performances in May – 10% of the total and more than double any other venue. Adelaide Festival Centre is also the only venue on the list classified as an entertainment venue, with most of its performances ticketed.

The Crown and Anchor Hotel offered a mix of free and ticketed shows, while the other venues mainly host free, unticketed performances, highlighting the strong availability of affordable live music across the city.



Image: Hyoshi in Counterpoint, OzAsia Festival, Adelaide Festival Centre. Photo: Xplorer Studio.

Live music for all ages

- **357 all ages live music performances in May**
- **32% of the total live music performances counted.**

Feedback from our Live Music Forum highlighted that young people face barriers to accessing live music and that more support is needed to develop this audience. This census focuses on access rather than interest. While it was identified that 32% of performances were open to younger audiences, many may not have been designed with their interests in mind. It also became clear that venues manage age access in many different ways. Some have a set policy on age entry, both with and without a legal guardian, while others assess each event individually.

Gigs are typically advertised as 'all ages' only when targeting young audiences, so many open-access events aren't labeled this way and are hard to track using public data. Another consideration is the appropriate age for under-18s to attend without a guardian, and what level of responsibility or liability this places on the venue before it becomes a form of child supervision. This census provides a high-level overview of performances accessible to all-ages audiences but acknowledges limitations in the available data.



*Image: Molly Rocket performing at UniBar Adelaide for Runt! Records & Adelaide Scene's all-ages Laneway pre-party, 2025.
Photo: Ariadne Mercer.*

Live music for all abilities

Improving access to live music for people living with disabilities was a key theme raised during City of Adelaide's Live Music Forum. The City of Adelaide's Cultural Policy includes a commitment to ensuring that everyone has the right to participate in, enjoy, and contribute to the city's cultural life.

In early 2025, City of Adelaide piloted a **Business Accessibility Support Program** aimed at supporting small to medium businesses to integrate inclusive practices to support customers with disability.

The program provided funding, tools and practical guidance to improve accessibility across their physical, digital, and service areas. Through this pilot program seven business received funding and support to make accessibility improvements. This included two city music venues, two city-based arts and culture festivals and a city based arts tourism operator. Over 60 accessibility improvements were identified, with 25 able to be implemented through this program.



Image: Tutti Arts choir performing at Nexus Arts for Make Music Day 2025.

Music mapping

Community consultation for City of Adelaide's Cultural Policy identified several barriers to attending live music events. These included shifting audience trends, cost-of-living and affordability challenges, accessibility issues covering both disability access and access to public or active transport, and limited awareness of local live music and musicians (Appendix 1. City of Adelaide Live Music Forum Themes).

A common suggestion was to provide resources that make it easier for people to discover live music opportunities. Consultation with venues also highlighted the value of promoting and celebrating their ongoing efforts to host live music, foster community, and support career pathways. City of Adelaide created several resources in 2024 and 2025 to aid discovery and will continue exploring innovative ways to support venues and nurture audiences for emerging music.

- **Adelaide: Your Guide to Our City of Music** is a printed fold-out map and pocket guide to the city's live music venues, retailers, festivals, resources and our City of Music Laneways. It includes links to discover local music playlists and songs in Kaurna language – the Traditional Owners of the Adelaide Plains. Over 12,500 copies have been distributed across the city and inner metropolitan areas over the last year.
- **Discover Music Here** vinyl record-shaped window decals have been produced for music venues, retailers, and businesses. They signal that live music can be experienced on site and promote our UNESCO City of Music designation. They are designed to enhance the visibility of our city's music spaces, making them easier for locals and visitors to find and enjoy.
- An **interactive GIS map** of the city's music venues has been created and integrated with the City of Adelaide's **City Plan**. The GIS map is powered by a comprehensive database of the city's music venues prepared by the City of Adelaide and identifies state and local heritage status to support planning and the **State Government's Designated Live Music Venues Act**. The Act responded to development plans impacting beloved live music venue the Crown and Anchor (Cranker) and provides protection for that venue and others (yet to be defined), requiring residential developments within 60m of Designated Live Music Venues to implement additional noise attenuation measures.



Image: Sun of Africa performing at Adelaide Railway Station for Make Music Day, 2025.

Live music outdoors

This census excludes live music performances taking place outdoors across the City of Adelaide. The total quantum of live music presented and experienced is therefore much higher than reflected in this census.

The City of Adelaide supports a year-round calendar of events and activations featuring live music outside, including open-air concerts, cultural celebrations, seasonal festivals, street performances, markets, and pop-up events. During May 2025, 8 events in the public realm featuring live music attracted audiences of over 33,000.

The City of Adelaide programs events in the public realm to support city activation, placemaking, business activity and developing audiences for local

music, such as Music in the Square, New Year's Eve celebrations, Winter Weekends, and the Rundle Mall City Sessions.

The City of Adelaide also provides **free busking** licenses for performers, with 64 licenses processed during May 2025. Busking permits have a three-month duration, so there were likely more than this number of musicians busking during this period.



Image: Ella Ion performing at Music in the Square, 2024. Photo: Morgan Sette.

City of Adelaide demographics

Adelaide is diverse, young and growing, with 50,000 people projected to call our city home by 2036. City of Adelaide's estimated residential population in 2024 was 29,118 (2021 population census).

Currently, the City of Adelaide has two distinct demographic areas with North Adelaide and the southeast corner of Adelaide polarised in age structure with the young and old. In Central Adelaide 'twenty somethings' are double the proportion of that demographic in Greater Adelaide.

City of Adelaide residents come from three main ancestry groups, English, Chinese and Australian. The city's residents are approximately half Australian born and half new migrants, this is markedly different to Greater Adelaide, where the percentage of new migrants is only around 28% of the population.

As City of Adelaide has an approximately equal amount of Australian born residents as residents who have migrated from overseas, its cultural offerings, promotions and infrastructure should reflect this balance.

The census data identified several music venues focused on presenting multicultural performances, welcoming all cultures. However, these were the minority. Most venues host a mix of music experiences, and some host weekly performances focused on other cultures (eg Latin night).

Restaurants were among the highest programmers of multicultural music experiences including: Khukuri Nepalese Restaurant, BB Thai Town, Jalsa Indian Bar & Restaurant and The Logical Indian on Hutt Street.

At least two venues with a multicultural focus closed during the process of preparing this census report: Wakanda Multicultural Bar and El Santo Latino Bar, diminishing opportunities for multicultural performers and audiences.

Nexus Arts in the West End is a not-for-profit organisation whose mission is to foster contemporary intercultural creative practices, engaging and developing both artists and audiences. As the only contemporary arts organisation in South Australia with this focus, they play an important role in providing access for multicultural audiences and performers. As a government funded organisation they are somewhat scaffolded from the risks that other venue operators face in 2025.

The City of Adelaide's Make Music Day grassroots festival was developed in collaboration with the community. It responded to feedback highlighting the need to celebrate and promote our local music talent and venues, and reduce obstacles for musicians of all ages, backgrounds and abilities to access more diverse performance opportunities, venues, networks and audiences.

The data

	Venue	Type	Suburb	Precinct	Live Music performances
1	99 Gang Social	Café/Restaurant	Adelaide	West End	19
2	Adelaide Contemporary Experimental (ACE)	Cultural Venue	Adelaide	West End	2
3	Adelaide Central Market	Special/Other	Adelaide	Southwest	5
4	Adelaide Convention Centre	Entertainment Venue	Adelaide	West End	1
5	Adelaide Festival Centre	Entertainment Venue	Adelaide	West End	105
6	Adelaide Town Hall	Cultural Venue	Adelaide	East End	9
7	Adelaide Irish Club	Club/Bar	Adelaide	Southwest	5
8	Ancient World	Club/Bar	Adelaide	West End	16
9	Art Gallery of South Australia	Cultural Venue	Adelaide	East End	3
10	ARTHUR Art Bar	Club/Bar	Adelaide	West End	10
11	ART POD	Cultural Venue	Adelaide	East End	1
12	The Arts Theatre	Entertainment Venue	Adelaide	Southeast	18
13	Atlantis Bar & Lounge	Club/Bar	Adelaide	West End	10
14	The Atrium Lounge, InterContinental	Café/Restaurant	Adelaide	West End	10
15	The Austral	Hotel/Pub	Adelaide	East End	6
16	Ayers House	Cultural Venue	Adelaide	East End	13
17	BadDog	Club/Bar	Adelaide	East End	1
18	Bank Street Social	Club/Bar	Adelaide	West End	10
19	BB Thai Town	Café/Restaurant	Adelaide	Southwest	3
20	Bckyrd	Club/Bar	Adelaide	West End	10
21	Belgian Beer Café	Hotel/Pub	Adelaide	East End	10
22	Black Bull Hotel	Hotel/Pub	Adelaide	West End	5
23	Bocelli Caffè Ristorante	Café/Restaurant	Adelaide	Southeast	1
24	Café Troppo	Café/Restaurant	Adelaide	Southwest	1
25	Carclaw	Cultural Venue	North Adelaide	North Adelaide	1
26	Casablabla	Club/Bar	Adelaide	West End	6
27	Cherry Nightclub	Club/Bar	Adelaide	West End	14
28	Christ Church North Adelaide	Special/Other	North Adelaide	North Adelaide	1
29	Cosmos Club	Club/Bar	Adelaide	West End	2
30	Crafty Robot Brewing	Hotel/Pub	Adelaide	West End	1
31	Crown and Anchor Hotel	Hotel/Pub	Adelaide	East End	31
32	The Crown and Sceptre Hotel	Hotel/Pub	Adelaide	Southeast	2
33	Cry Baby Bar	Club/Bar	Adelaide	West End	15
34	Distill	Club/Bar	Adelaide	East End	10

	Venue	Type	Suburb	Precinct	Live Music performances
35	The DISTRICT at SkyCity	Club/Bar	Adelaide	West End	24
36	DIV-DE (DIVIDE)	Club/Bar	Adelaide	West End	3
37	Diverse-City	Club/Bar	Adelaide	Southwest	6
38	Dynasty	Club/Bar	Adelaide	West End	5
39	Elder Hall	Entertainment Venue	Adelaide	East End	8
40	Electra	Café/Restaurant	Adelaide	West End	5
41	Electric Circus	Club/Bar	Adelaide	West End	11
42	The Elephant British Pub	Hotel/Pub	Adelaide	East End	10
43	El Santo Latino Bar	Club/Bar	Adelaide	West End	10
44	Etica	Café/Restaurant	Adelaide	Southeast	1
45	The Exeter Hotel	Hotel/Pub	Adelaide	East End	9
46	Flinders Street Baptist Church	Special/Other	Adelaide	East End	5
47	The Gatsby Lounge	Club/Bar	Adelaide	East End	1
48	General Havelock	Hotel/Pub	Adelaide	Southeast	9
49	Gilbert Street Hotel	Hotel/Pub	Adelaide	Southwest	18
50	The Golden Wattle	Hotel/Pub	Adelaide	East End	1
51	Grace Emily Hotel	Hotel/Pub	Adelaide	West End	20
52	Hal's Hall (Madley Rehearsal Studio)	Special/Other	Adelaide	East End	2
53	Her Majesty's Theatre	Entertainment Venue	Adelaide	West End	11
54	Here You Grow – HUG	Special/Other	Adelaide	Southwest	2
55	Hilton Adelaide Hotel	Hotel/Pub	Adelaide	Southwest	6
56	Hindley Street Music Hall	Entertainment Venue	Adelaide	West End	8
57	The Hotel Metropolitan	Hotel/Pub	Adelaide	West End	20
58	The Howling Owl	Club/Bar	Adelaide	East End	13
59	Hymn Bar	Club/Bar	Adelaide	East End	6
60	The Jade	Club/Bar	Adelaide	Southwest	4
61	Jalsa Indian Bar and Restaurant	Café/Restaurant	North Adelaide	North Adelaide	5
62	Jive	Entertainment Venue	Adelaide	West End	9
63	Khukuri Nepali Restaurant	Café/Restaurant	Adelaide	West End	31
64	The Lab at ILA	Entertainment Venue	Adelaide	West End	5
65	Lady Burra Brewhouse	Hotel/Pub	Adelaide	West End	10
66	La Louisiane	Café/Restaurant	Adelaide	West End	23
67	Latteria	Club/Bar	Adelaide	Southeast	14
68	Leigh Street Luggage	Club/Bar	Adelaide	West End	9
69	Lion Arts Factory	Entertainment Venue	Adelaide	West End	16
70	The Lion Hotel	Hotel/Pub	North Adelaide	North Adelaide	14

	Venue	Type	Suburb	Precinct	Live Music performances
71	Little Havana Co	Club/Bar	Adelaide	Southwest	1
72	The Logical Indian Hutt St	Café/Restaurant	Adelaide	Southeast	5
73	Lord Melbourne Hotel	Hotel/Pub	North Adelaide	North Adelaide	1
74	Low Life Basement Bar	Club/Bar	Adelaide	East End	5
75	Luigi Delicatessen	Café/Restaurant	Adelaide	West End	10
76	Luma Restaurant and Bar	Café/Restaurant	Adelaide	West End	10
77	Madame Hanoi	Café/Restaurant	Adelaide	West End	5
78	Malt Shovel Taphouse	Hotel/Pub	Adelaide	West End	10
79	Mamacita Restaurant and Bar – Tryp Hotel	Hotel/Pub	Adelaide	Southeast	5
80	Marys Poppin	Entertainment Venue	Adelaide	East End	10
81	The Meeting Hall	Entertainment Venue	Adelaide	East End	3
82	Memphis Slims House of Blues	Club/Bar	Adelaide	West End	23
83	Mercury Cinema	Special/Other	Adelaide	West End	1
84	MerryMaker Rooftop Bar	Club/Bar	Adelaide	Southwest	1
85	Migration Museum	Cultural Venue	Adelaide	East End	2
86	Minor Works Building Community Centre	Cultural Venue	Adelaide	Southwest	1
87	MOD.	Cultural Venue	Adelaide	West End	1
88	Mother Vine	Club/Bar	Adelaide	East End	4
89	Mr Kim's	Club/Bar	Adelaide	West End	5
90	Mylk Bar North Adelaide	Café/Restaurant	North Adelaide	North Adelaide	1
91	National Wine Centre	Cultural Venue	Adelaide	East End	1
92	Nearly Bar	Club/Bar	Adelaide	West End	1
93	Nexus Arts	Entertainment Venue	Adelaide	West End	4
94	Nightshade	Club/Bar	Adelaide	West End	10
95	Nineteen Ten	Club/Bar	Adelaide	West End	11
96	NOLA	Club/Bar	Adelaide	East End	19
97	North Adelaide Baptist Church	Special/Other	North Adelaide	North Adelaide	7
98	North Adelaide Baroque Hall	Entertainment Venue	North Adelaide	North Adelaide	10
99	North Adelaide Community Centre	Cultural Venue	North Adelaide	North Adelaide	1
100	Adelaide Gaol	Cultural Venue	Adelaide	West End	1
101	Pastel Wine Bar	Club/Bar	North Adelaide	North Adelaide	27
102	Pilgrim Uniting Church	Special/Other	Adelaide	East End	5
103	Plain Jane Adelaide	Club/Bar	Adelaide	West End	10
104	Prince Albert Hotel	Hotel/Pub	Adelaide	Southwest	1
105	Prompt Creative Centre	Special/Other	Adelaide	East End	7
106	The Q on Hallett	Club/Bar	Adelaide	Southeast	1

	Venue	Type	Suburb	Precinct	Live Music performances
107	The Queens Theatre	Entertainment Venue	Adelaide	West End	3
108	Quicksteps	Special/Other	Adelaide	Southwest	5
109	Rhino Room	Entertainment Venue	Adelaide	East End	6
110	Rob Roy by L Law	Hotel/Pub	Adelaide	Southeast	3
111	Rocket Bar and Rooftop	Club/Bar	Adelaide	West End	10
112	Roxies	Hotel/Pub	Adelaide	East End	6
113	The Royal Oak Hotel	Hotel/Pub	North Adelaide	North Adelaide	23
114	Saracens Head	Hotel/Pub	Adelaide	Southeast	4
115	Scots Church	Special/Other	Adelaide	East End	2
116	Shotgun Willies	Club/Bar	Adelaide	West End	23
117	SkyCity Adelaide	Entertainment Venue	Adelaide	West End	5
118	Smokelovers	Club/Bar	Adelaide	East End	3
119	Some Where House	Club/Bar	Adelaide	Southeast	4
120	St Peters Cathedral	Special/Other	North Adelaide	North Adelaide	1
121	The Strathmore Hotel	Hotel/Pub	Adelaide	West End	1
122	TAFE SA – Adelaide	Special/Other	Adelaide	West End	1
123	TIA Live	Club/Bar	Adelaide	West End	8
124	trap.	Club/Bar	Adelaide	West End	1
125	UniBar Adelaide	Entertainment Venue	Adelaide	East End	10
126	The Union Hotel	Hotel/Pub	Adelaide	West End	18
127	The Wellington Hotel	Hotel/Pub	North Adelaide	North Adelaide	7
128	Westward, SkyCity	Café/Restaurant	Adelaide	West End	10
129	Zhivago	Club/Bar	Adelaide	West End	14

Live and Local program highlights

This Live Music Census is one component of City of Adelaide's Live and Local program. A high-level overview of additional key Live and Local program outcomes is provided below.

Live Music Forum

The City of Adelaide hosted a Live Music Forum in November 2024 in partnership with the Live Music Office. The forum saw 100 members of the local music community come together to discuss the strengths, challenges, opportunities and shared vision for a flourishing live music scene to guide the development of Council's next Live Music Action Plan.

Make Music Day

City of Adelaide presented a **citywide music festival** in venues and public spaces on Make Music Day (**World Music Day**) on 21 June. The music festival was designed and programmed directly in response to community feedback through the Live Music Forum and spotlighted diverse performers including young people, people living with disabilities, culturally and linguistically diverse communities, women, LGBTQIA+ communities and older people. To support inclusion, it focused on removing obstacles for participation for communities and venues and facilitating the venue/performer relationship.

Make Music Day programmed over 220 musicians across 40 venues, with live music from 9:00am until midnight across the city and North Adelaide and resulted in an increase of +18,553 city visitors compared to the previous year. Make Music Day will return in 2026.

Professional Development

City of Adelaide worked with Adelaide High School to provide access to a songwriting workshop intensive for music students. This program was delivered through national organisation **Songmakers**, a trail-blazing, contemporary music initiative nurturing students' creativity and team skills. Songmakers brings accomplished Australian songwriters and producers to the classroom to collaborate with students to create and record new music. Students are immersed in a real world, collaborative co-writing environment and given invaluable insight into the forces that drive the global contemporary music industry.

The City of Adelaide established a live music advisory panel comprising 6 members from different parts of the local music scene including performers, broadcasters, journalists, advocates, festival and event producers and business owners, and with a diverse cross-section of the community, with a range of genres, cultural backgrounds, ages, genders, life experiences and interests represented. The live music advisory panel members consulted on the development, promotion and evaluation of the Make Music Day festival and enabled Council to connect more deeply with diverse parts of the local sector.

Appendix

Appendix 1. City of Adelaide Live and Local Live Music Forum Themes.